


# Jet-Set Nozzles and Hoses

## Nozzles


Whether you're up against grease, sand, or ice, there's a General nozzle that will cut through it. Some are designed for maximum penetrating power, some are designed to pressure wash the pipe walls, and some are designed to go around sharp bends. All of General's nozzles are made of hardened stainless steel to last longer.



**Powerful penetrating nozzle cuts through grease and ice.**



**Spring Leader nozzle helps guide hose around tight bends and P-traps.**




**Wide spray flushing nozzle cleans inside of pipe thoroughly.**



**Downhead nozzle takes hose down Tee's and around difficult corners.**

## Rotary Nozzles

Make sure you leave the lines crystal clear with General's rotary nozzles.




**Rotary nozzles scour wall of pipe crystal clear.**

The JN-RB heavy duty hardened stainless steel rotary nozzles have two 90 degree jets to scour the walls of the pipe, and two 35 degree jets to drive the hose down the line. The less expensive JN-RA hardened steel rotary nozzles have two 45 degree jets for combined thrust and cleaning action.

## High Performance Nozzles

General's High Performance Nozzles incorporate patented fluid mechanics that significantly increase thrust, pulling power, and cleaning power without needing to increase water flow or pressure. These nozzles are custom machined to redirect the water through highly efficient inner surface channels directed toward each orifice. The nozzles have replaceable threaded inserts at each orifice, so when the nozzle wears, you only have to replace the inserts, not the whole nozzle.



## Chain Saw Nozzle

Rip through roots with the Chain Saw Nozzle. Lengths of chain can quickly and easily be switched for different diameter pipes. Spins at up to 10,000 RPM.

- 1/2" nozzle works well in combination the 12 gpm Typhoon trailer jet to clear 4", 6", 8", and 10" lines.
- 3/8" nozzle is available in 4, 5.5, and 8 gpm models to clear 4", 6", and 8" lines.



## Hoses

Tough high pressure jetting hose comes in a variety of lengths and diameters. Use the 1/2" ID hose for main lines and long runs at distances up to 400 ft. Use the 3/8" ID hose for clean outs, 4" through 8" floor drains, and septic lines at distances up to 300 ft. With the 1/4" ID hose, you can clear 2" through 4" lines up to 200 ft. away. And the Super-Flex™ 1/8" hose has the flexibility to get through 1-1/2" and 2" lines and bends up to 75 ft. down the line.

